
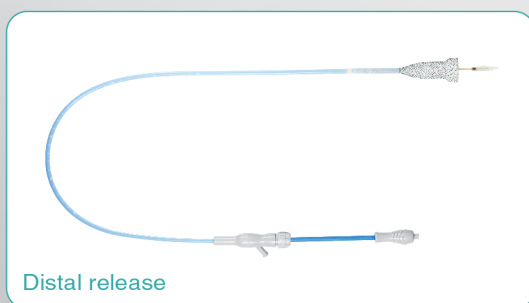
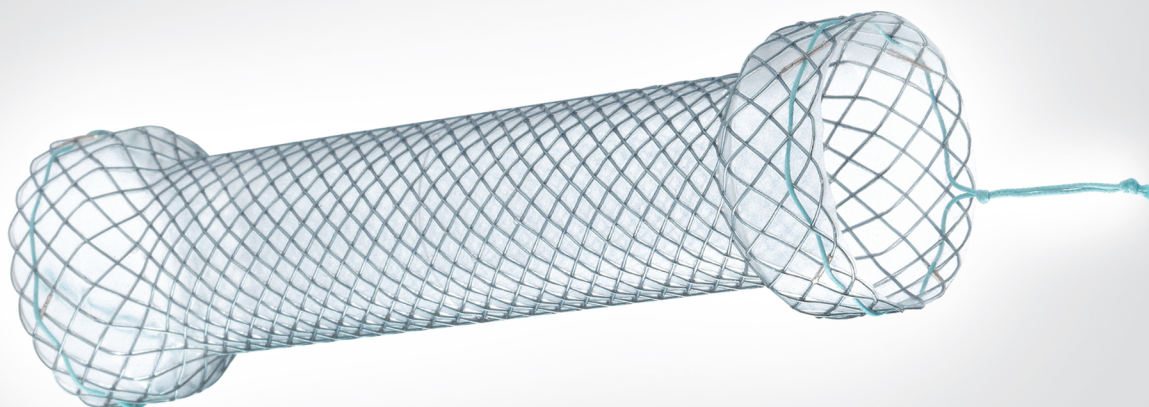


Esophageal Stent



HEAD OFFICE

14, Gojeong-ro, Wolgot-myeon, Gimpo-si, Gyeonggi-do, Korea 10022

SALES OFFICE

Bldg.C 4F, 158 Haneulmaeul-ro, ilsandong-gu, Goyang-si, Gyeonggi-do, Korea 10355
E: contact@stent.net T: +82 31 904 6153 F: +82 31 904 6157

www.taewoongmedical.com

Niti-S™ Esophageal Stent

for benign and malignant esophageal strictures

Features

- Fixed cell with braided construction
 - High flexibility and optimal radial force
 - Both head ends (8mm larger than trunk) help to minimize migration
- Silicone covering and soft round ends
 - Reduce tissue ingrowth and hyperplasia reaction
- Visible green suture for easy removal
- Radiopaque marker: 4 (four) at both ends & 2 (two) in the middle

Ordering Information

Distal Release					
Product	Code	Stent		Delivery	
		Diameter (mm)	Length (cm)	Profile (Fr)	Usable length (cm)
Fully covered	ES**__F	16, 18	6, 8, 10, 12, 14, 15	16	70
		20, 22		20	
		24, 28		22	
Both ends bare	ES**__B	16, 18	6, 8, 10, 12, 14, 15	16	
		20, 22		20	
		24, 28		22	
Fully covered / Removal string on both ends	ES**__F2	16, 18	6, 8, 10, 12, 14, 15	16	
		20, 22		20	
		24, 28		22	

* Available in USA (The sizes marked in blue)

Proximal Release					
Product	Code	Stent		Delivery	
		Diameter (mm)	Length (cm)	Profile (Fr)	Usable length (cm)
Fully covered	ESP**__F	16, 18	6, 8, 10, 12, 14, 15	16	70
		20, 22		20	
		24, 28		22	
Both ends bare	ESP**__B	16, 18	6, 8, 10, 12, 14, 15	16	
		20, 22		20	
		24, 28		22	
Fully covered / Removal string on both ends	ESP**__F2	16, 18	6, 8, 10, 12, 14, 15	16	
		20, 22		20	
		24		22	

Released Article

* Fully covered, retrievable self-expanding metal stents (Niti-s) in palliation of malignant dysphagia : Long-term results of a prospective study
by Sung Jun Choi et al [Scand J Gastroenterol. 2011 Jul;46(7-8):875-80]